



Services & Pricing Guide



www.wildprooflegal.com



Hello there!

I work in complex criminal matters where the volume of evidence is significant, timelines are compressed, and decisions must be made carefully and defensibly. My role is investigative and analytical. I do not advocate outcomes or provide legal advice. I support defense teams by helping them understand what the evidence actually shows.

My work sits between raw discovery and legal judgment. I organize, analyze, and test the record so counsel can make informed strategic decisions grounded in facts rather than assumptions. In doing so, the aim is to restore clarity where complexity can overwhelm and to ensure that the record is examined with care, context, and attention to the human realities beneath it.

Laura G-S

Founder, Wildproof

Why This Work Exists

Large federal cases rarely fail because of a lack of evidence. They fail because evidence becomes fragmented.

When discovery spans years, multiple defendants, devices, financial records, and investigative summaries, critical details can be overlooked, misaligned, or accepted without sufficient scrutiny. Volume begins to replace clarity.

I chose this path because I have seen how meaningful analysis at the right moment can change how a case is understood. Slowing the record down, examining it carefully, and mapping it coherently allows defense teams to see both what is present and what is missing.

This work exists to restore clarity to complex matters so legal judgment can be exercised thoughtfully and effectively.



“This work exists to return humanity to complex cases by replacing assumptions with careful analysis and meaningful connection to the record.”

Laura G-S

Professional Role & Boundaries

Wildproof operates in an **investigative support capacity only**.

- No legal advice is provided
- No legal representation is offered
- All analysis supports counsel's independent legal judgment
- Work is neutral, record-based, and proportional

This separation is intentional and essential, particularly in court-appointed matters.




How Support is Typically Used

Wildproof functions as a **flexible investigative resource**, not a standing team member.

Engagements may be:

- Short-term or issue-specific
- Scoped to a particular defendant, count, or time frame
- Remote by default, with in person support available when useful

Support is designed to integrate cleanly into existing defense workflows and to avoid duplication of effort.



COMMUNICATION

CONTACT DETAILS


531-721-0400
hello@wildprooflegal.com
Nationwide Availability


OFFICE HOURS

Project-Based Hours

WEBSITE

www.wildprooflegal.com





Services & Pricing Overview

All pricing ranges are illustrative, provided for planning purposes only, and are shaped by scope, authorization, and case needs. Support is structured to provide the greatest analytical value at the lowest necessary level of engagement.

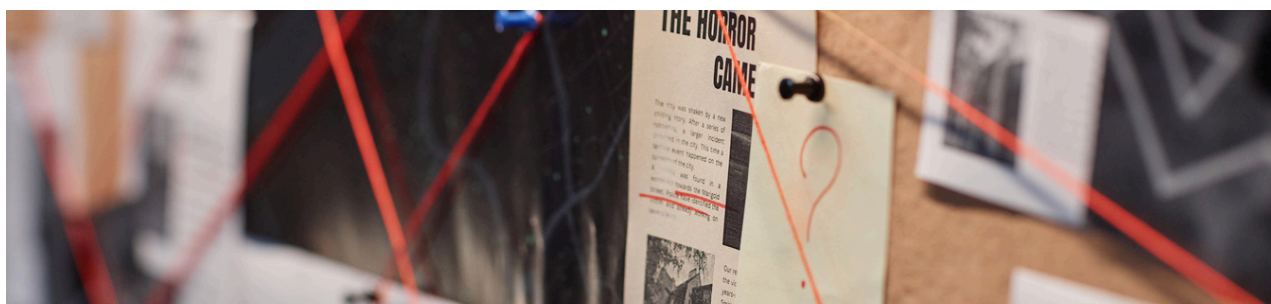
ENGAGING INVESTIGATIVE AND DISCOVERY SUPPORT AT ANY TIER IS INTENDED TO PROVIDE:

- ✓ **Clarity within complex records**, by organizing and analyzing discovery in a way that reveals connections across defendants, timelines, and sources rather than relying on volume or assumption.
- ✓ **Strategic insight grounded in the evidence**, including identification of attribution issues, inconsistencies, and evidentiary gaps that may inform motion practice, trial preparation, or case resolution.
- ✓ **Proportional and defensible use of resources**, particularly in multi-defendant and CJA matters, by tailoring scope to what is necessary, efficient, and appropriate to the posture of the case.

Tier 1: Hourly Support

\$90 - \$125 per hour

Total Cost Dependent on Hours Authorized and Scope of Review



Hourly support is designed for **limited, targeted needs** where the scope is narrowed, evolving, or exploratory. This tier allows counsel to obtain focused investigative or analytical assistance without committing to a broader project.

Hourly support is not intended to replace broader discovery organization or comprehensive analysis. If the scope expands, counsel may elect to transition to a defined project tier.

ILLUSTRATIVE CASE EXAMPLE

In a multi-defendant prosecution, counsel requested a limited review of discovery related to one defendant's communications during a defined period. The purpose was to assess the accuracy of the government's timeline and identify discrepancies between documentary evidence and investigative summaries.

APPROPRIATE USE

Hourly support is appropriate when the work involves:

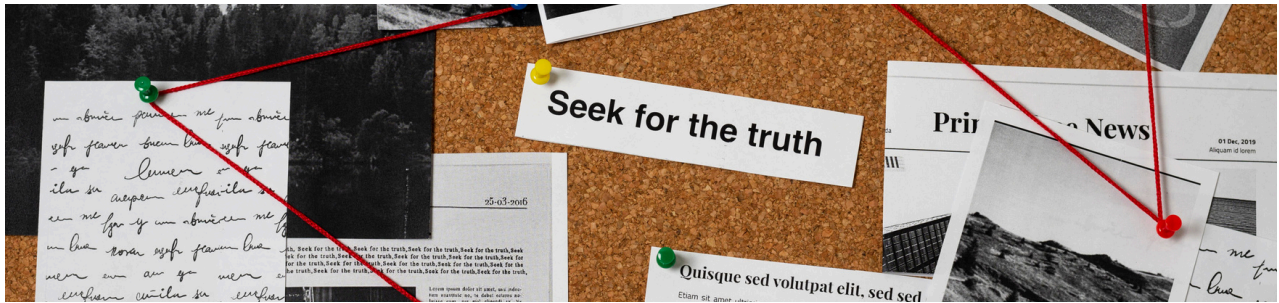
- A defined subset of discovery
- A limited time frame
- A single defendant or discrete issue
- Preliminary analysis to inform next steps.

This tier prioritizes flexibility and proportionality.

Tier 2: Legal Research

\$750 to \$2,000 total project cost

Total Cost Dependent on Depth, Urgency, and Complexity



Legal research support provides **targeted research assistance** conducted under counsel direction. This tier is intended to support legal analysis without engaging in broad discovery review.

Research is grounded in the factual record and tailored to a defined legal question. This tier is limited to research support and does not include factual investigation or discovery organization.

ILLUSTRATIVE CASE EXAMPLE

In a multi-count indictment, counsel requested focused research on whether alleged conduct satisfied a particular statutory element. Research involved synthesizing relevant authority and aligning it with the factual record to assist counsel in assessing the viability of a pretrial motion.

APPROPRIATE USE

Legal research support is appropriate when:

- A specific statutory element or enhancement is at issue
- Counsel is evaluating potential motion in practice
- Research can be confined to a defined question
- Discovery analysis is not required

Tier 3: Evidence Analysis

\$1,500 to \$4,000 total project cost

Total Cost Dependent on Volume & Complexity



Evidence analysis provides a **structured, analytical review** of defined portions of discovery. This tier is used when counsel requires more than surface review but does not need full discovery matrixing.

The focus is on understanding how evidence functions within the government's theory and where gaps, inconsistencies, or attribution issues may exist. It does not include a comprehensive organization of the full discovery record.

ILLUSTRATIVE CASE EXAMPLE

In a multi-defendant conspiracy matter, counsel requested an analytical review focused on attribution of conduct to a particular defendant. Discovery included overlapping communications and records attributed to multiple individuals. Analysis isolated defendant-specific evidence and identified inconsistencies.

APPROPRIATE USE

Evidence analysis is appropriate when:

- Discovery involves overlapping attribution across defendants
- A specific count or theory requires closer examination
- Counsel seeks analytical support for motion practice or trial themes
- The scope can be confined to defined materials or defendants

Tier 4: Discovery Matrix

\$3,500 to \$7,500+ total project cost

Total Cost Dependent on Volume and Data Sources



Discovery matrixing provides **comprehensive organization and structuring** of voluminous discovery. This tier establishes the foundation necessary for meaningful analysis, strategy development, and trial preparation in complex, multi-defendant matters.

Discovery matrixing is designed to reduce duplication, improve efficiency, and support later analytical work.

ILLUSTRATIVE CASE EXAMPLE

In a federally indicted, multi-defendant matter involving allegations including trafficking, peonage, and fraud, discovery spanned multiple years and sources. Discovery matrixing was used to organize and integrate timelines and determine attribution, to allow counsel to assess the evidence supporting the decision.

APPROPRIATE USE

Discovery matrixing is appropriate when:

- Discovery spans multiple years, defendants, and data sources
- Evidence attribution is complex or disputed
- Timelines and records are fragmented
- Counsel requires a structured view of the full record

Financially Constrained Appointments

Cost: Case-by-case, shaped by scope, court authorization, and the practical needs of appointed representation.



Support in Criminal Justice Act and other financially constrained appointment cases is designed to ensure that **meaningful investigative and analytical work is available regardless of resources**. In complex matters, clarity and careful analysis are often most critical where constraints are greatest. This work is structured to provide focused, proportional support that aligns with court authorization and the practical realities of appointed representation.

ILLUSTRATIVE CASE EXAMPLE

In a court-appointed, multi-defendant case, counsel requested focused analytical support limited to one defendant and a defined set of discovery materials. The work centered on clarifying timelines and evidence attribution. The scope was intentionally narrowed to remain proportional to authorization.

APPROPRIATE USE

Support in financially constrained cases is appropriate when:

- Discovery is extensive or fragmented and requires targeted organization or analysis
- Scope can be clearly defined by the defendant, issue, or time frame
- Counsel seeks high-impact analytical support that can be justified and articulated to the court

“

This work exists to return humanity to complex systems where clarity is most needed. By slowing the record down and making connections rather than assumptions, analysis becomes not just accurate but meaningful. Impact comes from care, context, and a commitment to understanding what the evidence actually shows.

– LAURA G-S



FAQ's

What is an Investigative Legal Analyst?

An Investigative Legal Analyst provides factual and analytical support to help counsel understand and organize complex records. No legal advice or representation is provided.

Do you work on CJA cases?

Yes. CJA matters are handled on a case-by-case basis and structured to align with court authorization and budget considerations.

How is scope determined?

Scope is defined with counsel based on the needs of the case and may be limited by defendant, issue, or time frame.

Do you work remotely or travel?

Work is remote by default. In-person support is available when useful, with travel coordinated by the firm.

How do you keep work proportional?

By defining clear scopes, avoiding duplicative review, and focusing analysis where it adds the most value.



This guide is designed to help counsel understand how investigative and analytical support can be applied in complex cases. It's not a contract or a commitment, just a reference point. A way to see how scope, structure, and support might come together when clarity is needed most.

Every case is different. The work is always shaped by the record, the posture of the matter, and the judgment of counsel, with care given to context, humanity, and what the case truly asks of us.



Laura G-S

hello@wildprooflegal.com
www.wildprooflegal.com